This drawing is copyright and should not be reproduced without permission.
Do not scale from drawing for construction.
If in doubt contact main contractor before proceeding.
The contractor is responsible for checking all information before any orders are placed or construction commences.
All drawings to be read in conjunction with Structural Engineers' report, which takes precedence over all other specifications.
Main contractor responsible for site safety.

Part SIDE (SOUTH) ELEVATION
Scale 1:100 @ A1

REAR (EAST) ELEVATION
Scale 1:100 @ A1

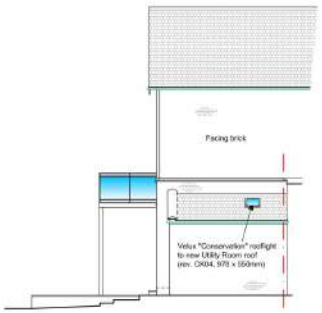

Part SIDE (NORTH) ELEVATION
Scale 1:100 @ A1

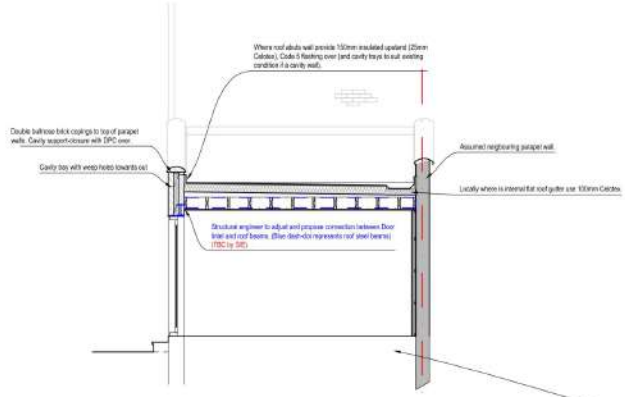

PROPOSED - **SECTION B-B 1:50**

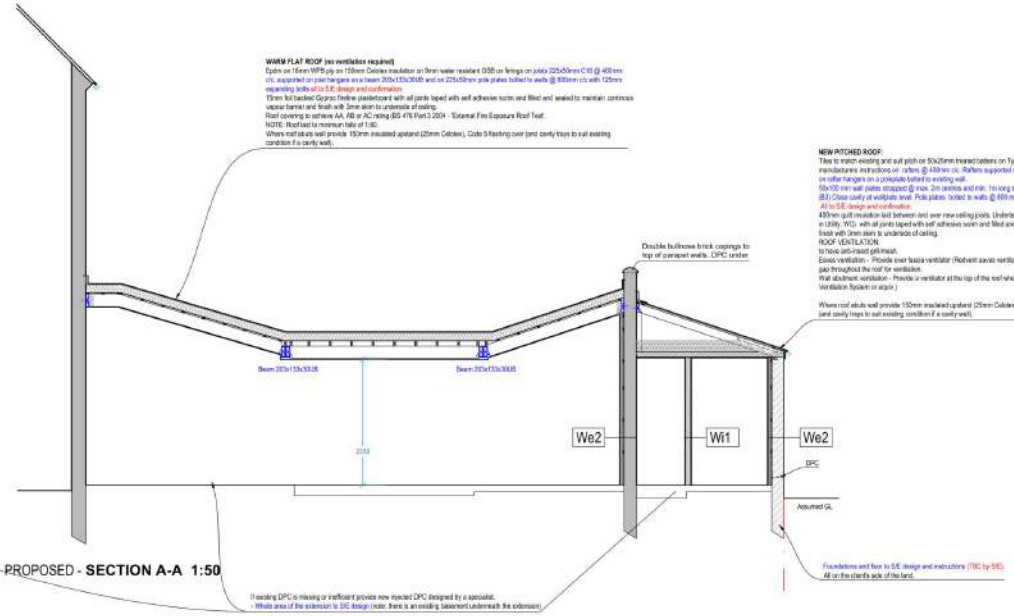

PROPOSED - **SECTION A-A 1:50**



PROPOSED - **ROOF PLAN 1:100**

0m 1 2 3m
1:50 @ A1

General Keys:
- Existing structures
- Demolished structures
- New structures
- New Foundations - for all foundations refer to S/E drawings and details
- Boundary line
- Structural engineer (S/E) notes

CAVEAT NOTE:

- All levels, dimensions and existing drainage including its invert levels to be checked by contractor prior to commencement of works.
- All structural elements here are shown for illustration purposes and are subject to structural engineer's design and instructions. Structural engineer's drawings supersede these illustrations.
- These drawings are to be read in conjunction with the structural engineers drawings.

Date	Revisions

PSK architect
PSK Cheltenham Ltd.
Unit B4, Staverton Connection,
Gloucester Road, Cheltenham.
GL51 0TF.
Tel. 01452 714506

TITLE

DESCRIPTION

Proposed rear extension

BUILDING REGULATIONS

As **PROPOSED**

DATE	SCALE
SEP 2021	@ A1
DRAWN	CHECKED
VH	---

A250P-185 - BR 02

RIBA

PSK Cheltenham Ltd is a chartered practice registered with RIBA.