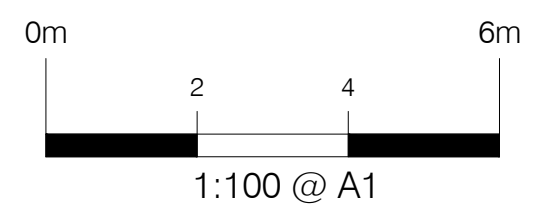
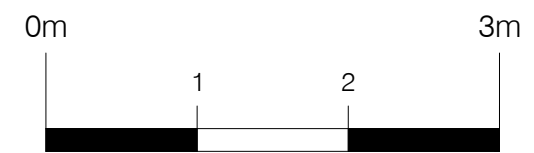
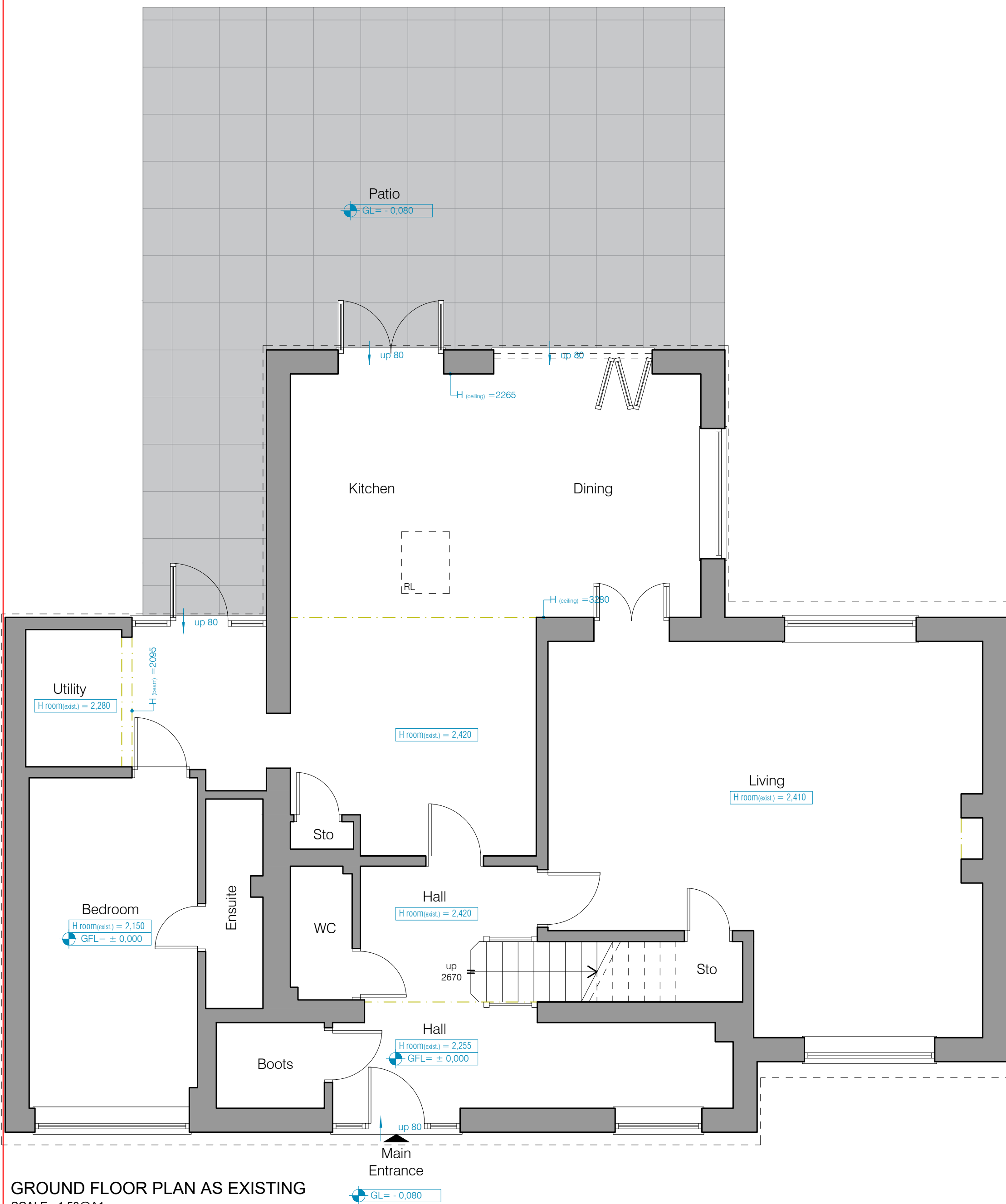


This drawing is copyright and should not be reproduced without permission.  
Do not scale from drawing for construction.  
If in doubt contact main contractor before proceeding.  
The contractor is responsible for checking all information before any orders are placed or construction commences.  
All drawings to be read in conjunction with Structural Engineers' report, which takes precedence over all other specifications.  
Main contractor responsible for site safety.



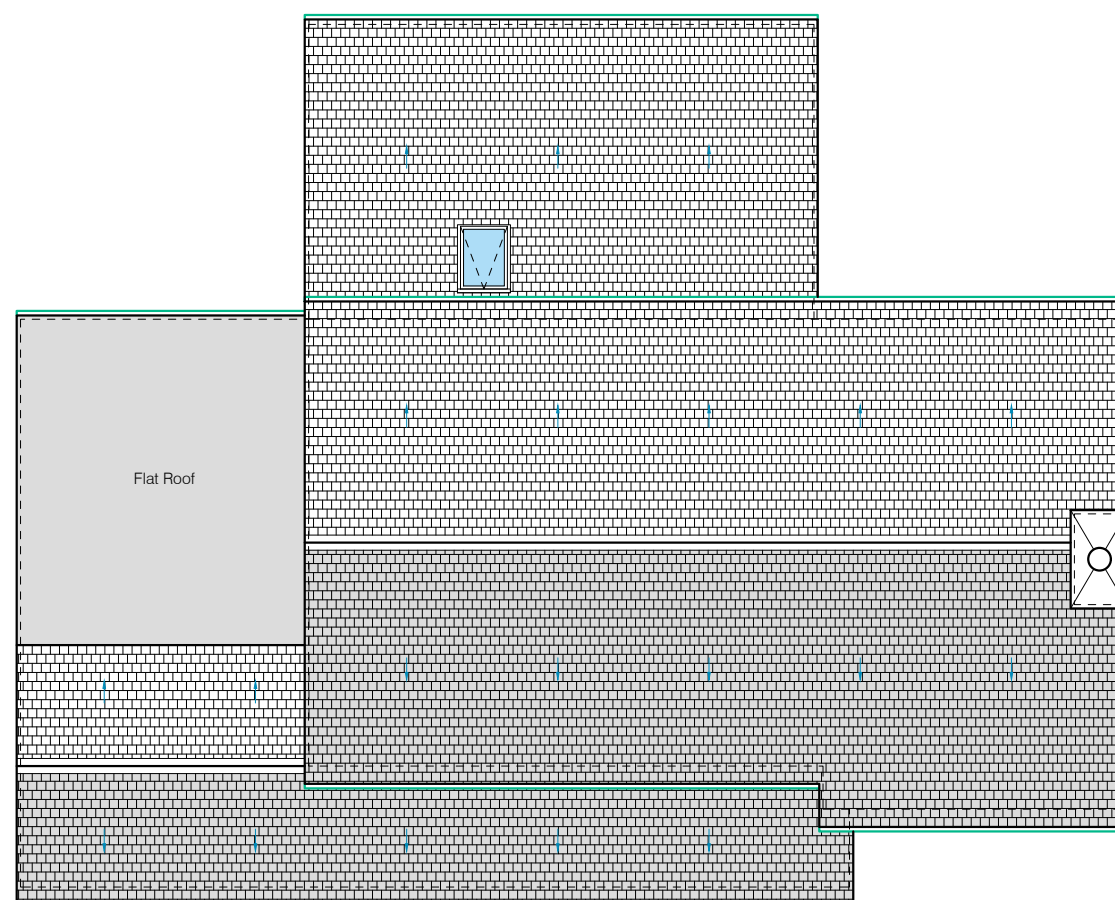
- Key:
- Existing structures
  - Demolished
  - New structures
  - Approx. Boundary line
  - G / RG - Gully / Roddable gully
  - SP / SVP - Soil pipe / Soil vent pipe
  - IC - Inspection chamber
  - RWP - Rain water pipe
  - R / TR - Radiator / Towel rail
  - ± 0.080 - Approx. levels



GROUND FLOOR PLAN AS EXISTING  
SCALE - 1:50@A1



FIRST FLOOR PLAN AS EXISTING  
SCALE - 1: 50@A1



ROOF PLAN AS EXISTING  
SCALE - 1: 100@A1

23/03/23	First Issue
Rev.	Date
	Revisions

**PSK**  
architect  
*Your Home Extension Specialists*  
PSK Cheltenham Ltd  
41 Bath Road  
Cheltenham  
GL53 7HQ  
Tel. 01242 304477

TITLE  
**Mr. & Mrs. -----**  
**----- Road**  
**Cheltenham**

DESCRIPTION  
**Two Storey Extension**  
**and Internal Alterations**  
**Plans as Existing**

DATE	SCALE
23. 03. 23	As noted @ A1
DRAWN	CHECKED
EM	PSK

-----01

RIBA

PSK Cheltenham Ltd is a chartered practice  
registered with RIBA.